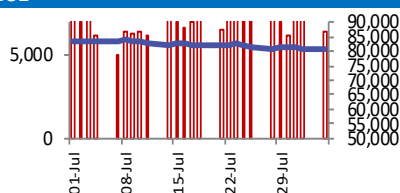
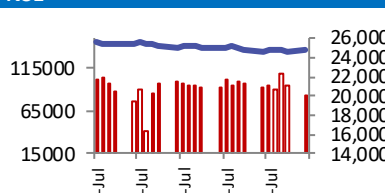


## BSE



Open	80766
High	81093
Low	80501
Close	81019
Change	419
Volume (Lacs)	7326
Turnover (Rs.inCr)	6401

## NSE



Open	24596
High	24736
Low	24554
Close	24723
Change	157
Volume(Lacs)	31694
Turnover(Rs.in Cr)	83320

World Markets	Current	Previous	Pt. Chg	Var(%)
Dow	44174	43589	585	1.3%
Dow Futures	44354	44303	51	0.1%
Nasdaq	21054	20650	403	2.0%
FTSE	9128	9069	60	0.7%
Nikkei	40545	40291	254	0.6%
Hang Seng	24725	24733	(9)	0.0%
Gift Nifty	24761	24784	(23)	-0.1%
Straits Singapore	4214	4197	17	0.4%
South Korea	3181	3148	33	1.1%
Taiwan	23603	23379	224	1.0%
Shanghai	3600	3583	16	0.5%

Commodity Prices	Current	Previous	Pt. Chg	Var(%)
Copper (\$/MT)	9687	9631	57	0.6%
Alumin (\$/MT)	2553	2566	(13)	-0.5%
Zinc (\$/MT)	2750	2727	23	0.8%
Brent Crude (\$/bbl)	69	69	(0)	-0.2%
Gold (\$/Ounce)	3375	3374	1	0.0%
Silver (\$/Ounce)	37	37	0	0.1%
Light Crude (\$/bbl)	66	66	(0)	-0.2%
N G (\$/mmbtu)	3	3	0	0.1%
Sugar (\$/MT)	469	465	4	0.8%
Rubber (Rs./kg)	203	203	0	0.1%
Baltic Dry Index	1970	2018	(48)	-2.4%

Currency Exchange Rate	Current	Previous	Var(%)
Rs./ \$ rate	87.66	87.55	0.14%
Rs./ Euro	101.38	99.81	1.57%
Rs./Chinese Yuan	12.21	12.21	-0.01%
Yen / \$ rate	147.17	147.09	0.05%
\$ US/Euro	1.16	1.16	-0.11%

Dollar Index	Current	Previous	Var(%)
Dollar Index	98.83	98.78	0.05%

Support/ Resistance Levels for Today		
	Nifty	Bank Nifty Fut
Support 1	24640	55640
Support 2	24570	55380
Resistance	24800	56100

Securities in Ban For Trade
PNBHOUSING

## Market Review

**US:** US stocks ended higher on Monday after the latest employment data showed a sharp slowdown in job growth, lifting expectations the Federal Reserve will cut interest rates to support the economy.

**Asia:** Asian stocks advanced on Tuesday, tracking Wall Street's strong rebound after soft U.S. jobs data boosted expectations of a Federal Reserve rate cut, while investor sentiment remained cautious amid heightened global trade tensions.

**India:** The Indian equity benchmark indices closed higher, snapping a two-day slump, as Hero MotoCorp, Tata Steel stocks led gains. **Market is expected to open on a flattish note and likely to witness sideways move during the day.**

**Global economy:** U.S. President Trump again threatened on Monday to raise tariffs on goods from India over its Russian oil purchases, while New Delhi called his attack unjustified and vowed to protect its economic interests, deepening the trade rift between the two countries. In a social media post, Trump wrote, India is not only buying massive amounts of Russian Oil, they are then, for much of the Oil purchased, selling it on the Open Market for big profits. They don't care how many people in Ukraine are being killed by the Russian War Machine. Because of this, I will be substantially raising the Tariff paid by India to the USA, he added.

The Bank of Japan will hike interest rates further if growth and inflation continue to advance in line with its estimates. The minutes showed most BOJ members supported keeping interest rates unchanged for the time-being, especially amid heightened uncertainty over U.S. trade tariffs. One member also supported the BOJ keeping interest rates unchanged indefinitely, amid concerns that Japanese economic growth and inflation will moderate.

**Commodities:** Oil prices were little changed on Tuesday after three days of declines on mounting oversupply concerns after OPEC+ agreed to another large output increase in September, though the potential for more Russian supply disruptions supported the market.

Gold prices rose on Tuesday, after gaining in the last three sessions, supported by a weaker U.S. dollar and lower Treasury yields following last week's weak U.S. jobs data that boosted expectations of a Federal Reserve rate cut in September.

**Currency:** The U.S. dollar wavered on Tuesday as the rising odds of Federal Reserve rate cuts weighed on sentiment, while investors assessed the broader economic impact of U.S. tariffs unleashed last week.

**FII Derivative Transactions (Rs. Cr)**

Contracts	Purchase		Sell		Net	Open Interest (OI)		OI (Previous day)		Change	
	Contract	Value	Contract	Value	Value	Contract	Value	Contract	Value	Contract	Value
Index Future	12536	2340	11302	2136	204	191410	35777	191026	35444	384	333
Index Option	4057474	752083	4058988	752762	(679)	1275353	237297	1267929	234520	7424	2777
Stock Future	290503	20004	245672	16951	3053	5364493	367345	5375520	363644	(11027)	3701
Stock Option	283314	20448	285650	20557	(109)	181917	12460	140555	9524	41362	2936
<b>Total</b>	<b>4643827</b>	<b>794875</b>	<b>4601612</b>	<b>792406</b>	<b>2469</b>	<b>7013173</b>	<b>652879</b>	<b>6975030</b>	<b>643132</b>	<b>38143</b>	<b>9747</b>

FII All Activity-BBG (Rs Cr)		Buy	Sell	Net
28-Jul-25		10191	16155	(5964)
29-Jul-25		13016	16708	(3692)
30-Jul-25		12397	12559	(162)
31-Jul-25		15771	21924	(6153)
1-Aug-25		12007	13453	(1445)
<b>Month to date- Aug</b>		<b>12007</b>	<b>13453</b>	<b>(1445)</b>
FII (Prov.) (Rs Cr)		Buy	Sell	Net
29-Jul-25		11512	16149	(4637)
30-Jul-25		11888	12738	(850)
31-Jul-25		16820	22409	(5589)
1-Aug-25		9379	12746	(3366)
4-Aug-25		9015	11581	(2567)
<b>Month to date-Aug</b>		<b>18394</b>	<b>24327</b>	<b>(5933)</b>
DII (Prov.) (Rs. Cr)		Buy	Sell	Net
29-Jul-25		16166	10019	6147
30-Jul-25		12890	11061	1829
31-Jul-25		17466	11093	6373
1-Aug-25		14990	11803	3187
4-Aug-25		14068	9682	4386
<b>Month to date-Aug</b>		<b>29059</b>	<b>21485</b>	<b>7573</b>
FII Debt - BBG (Rs. Cr)		Buy	Sell	Net
28-Jul-25		693	1497	(804)
29-Jul-25		1528	2174	(646)
30-Jul-25		6699	1390	5309
31-Jul-25		1450	1415	35
1-Aug-25		3631	1868	1763
<b>Month to date- Aug</b>		<b>3631</b>	<b>1868</b>	<b>1763</b>

Market Breadth	BSE		NSE	
	No.	%	No.	%
Advance	2286	53%	1752	57%
Decline	1847	43%	1222	40%
Unchanged	174	4%	81	3%

Market Turnover	04-Aug	01-Aug	Var (%)
BSE Cash	6401	7813	-18%
NSE Cash	83320	94819	-12%
NSE Futures	89617	105258	-15%
NSE Options	11502930	12552418	-8%
Total (Rs.Cr)	11682268	12760308	-8%

Volatility Index	04-Aug	01-Aug
Volatility Index	11.97	11.98

Index PE - TTM	04-Aug	Yr. High	Yr. Low
Sensex	22.78	25.20	20.32
Nifty	21.89	24.38	19.63

**Corporate News**
**Varun Beverages Boosts Stake in South African Subsidiary to 97.92%**

Varun Beverages is increasing its stake in The Beverage Company Proprietary Limited (Bevco) from 97.42% to 97.92%. This will be achieved by converting a ZAR 455.7 million loan into 1,005,000 ordinary shares. Bevco, a PepsiCo licensee in South Africa, Lesotho, and Eswatini, reported a turnover of ZAR 4,090 million for FY 2023-24. (ET)

**BEML bags order worth Rs. 282 Crs from Ministry of Defense**

The company has bagged order from the Ministry of Defence for supply of HMV 8X8 with contract value of Rs 282 crores. Additionally, the board has informed regarding non-binding MoU between BEML and TuTr Hyperloop.(NDTV)

**Kalpataru Projects Gets Termination Notice from NHAI: Terms It Baseless**

The company's wholly owned subsidiary Wainganga Expressway, has received a termination notice from NHAI alleging premium payment default, which the company and its subsidiary view as baseless due to a prior favorable arbitration award, and believe it will have no significant financial implications. (NDTV)

**Economy**
**India's tea production dips 9 pc to 133.5 million kg in June**

India's tea production experienced a 9% drop in June, totaling 133.5 million kg, compared to 146.72 million kg in June 2024. Adverse weather and pest infestations contributed to this decline, impacting both North and South India's tea-growing regions. (ET)

**GST evasion of Rs 7.08 lakh cr detected in 5 years, includes ITC fraud of Rs 1.79 lakh cr**

Central GST officers detected significant tax evasion, totaling approximately Rs 7.08 lakh crore over the past five fiscal years, with Rs 1.79 lakh crore attributed to Input Tax Credit (ITC) fraud. In fiscal year 2024- 25 alone, detected GST evasion surpassed Rs 2.23 lakh crore.

**International**
**Mitsubishi Heavy shares jump on winning \$6.5 bln Australian navy contract**

Mitsubishi Heavy Industries has been selected as the preferred bidder to build a new fleet of Australian frigates, beating German rival Thyssenkrupp in a significant win for Japan's defence industry. The order to build up to 11 frigates is worth as much as A\$10bn (\$6.5bn) in its first phase.

Top 5 Nifty Gainers	04-Aug	01-Aug	Var(%)
HEROMOTOCO	4536	4312	5.2%
TATASTEEL	160	153	4.3%
BEL	390	377	3.3%
ADANIPTS	1389	1347	3.1%
JSWSTEEL	1056	1028	2.7%
Top 5 Nifty Losers	04-Aug	01-Aug	Var(%)
POWERGRID	288	291	-1.1%
HDFCBANK	1992	2012	-1.0%
ONGC	235	237	-0.8%
APOLLOHOSP	7308	7352	-0.6%
ICICIBANK	1463	1472	-0.6%

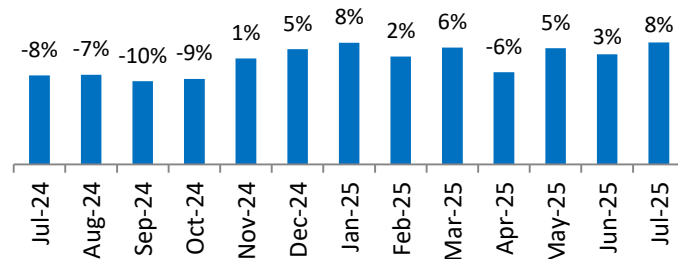
BSE Index Watch	Last	1 day	1 wk	1 mth	1 yr
SENSEX	81019	0.5%	0.2%	-2.9%	2.9%
MIDCAP	45658	1.1%	0.0%	-2.5%	-0.7%
SMLCAP	52972	0.8%	-0.4%	-3.4%	1.2%
AUTO	53162	1.5%	0.4%	-0.9%	-4.8%
BANKEX	61795	0.0%	-0.6%	-2.9%	8.5%
Capital Goods	68506	1.0%	0.6%	-5.3%	-2.8%
FMCG	20649	0.0%	2.3%	2.3%	-7.1%
Health Care	44389	0.3%	-2.0%	-1.1%	10.8%
IT	34651	1.4%	-0.6%	-9.6%	-11.6%
METAL	31069	2.6%	0.1%	-2.5%	2.2%
Oil & Gas	26403	0.5%	-2.1%	-6.9%	-15.0%
Power	6674	0.1%	-0.2%	-2.5%	-18.0%
Realty	7087	1.9%	0.2%	-6.0%	-8.6%

Margin Trading Disclosure (Rs. In Cr)	Last	1 day	1 wk	1 mth	3 mth
Op. Scripwise Outstanding	91846	0.4%	0.5%	7.6%	32.8%
Fresh Exposure	5951	-1.3%	-6.4%	-11.6%	28.0%
Exposure liquidated	5699	1.4%	-0.3%	-3.4%	17.8%
Closing Net scripwise outstanding	92098	0.2%	0.1%	6.8%	33.5%

NSE USD Futures	04-Aug	01-Aug	Var (%)
July Expiry (Rs./\$)	86.49	86.08	0.5%
Aug Expiry (Rs./\$)	85.97	86.49	-0.6%
Total Turnover (Rs. Crore)	1344	1720	-22%

Sectors	TTM PE
Auto	30.78
Auto Ancillary	42.42
Banking	14.23
Engineering	46.35
Cement	69.12
Diamonds & Jewellery	43.16
Housing Finance	23.57
Infrastructure & Const	25.98
Metals-Aluminium	28.25
Metal – Steel	17.47
Oil Expl.	6.99
Pharma	9.92
Power – Gen. Supp.	39.27
Information Tech.	28.66
Sugar	17.35
Telecom Serv. Prov.	38.75
Tyres	33.26

### Ashok Leyland Monthly Volume Growth (YoY) (Source: Company data)



10 year G-Sec Yield	Current	Previous	Change
US	4.20%	4.19%	1 bps
Japan	1.48%	1.52%	(4) bps
India	6.32%	6.37%	(5) bps
UK	4.51%	4.53%	(2) bps
Libor 3 Mths	4.85%	4.85%	(0) bps

Indian Eco Data	Current	Previous	Var(%)
Forex Reserve (US\$ in bn)	602	698	-13.8%
Inflation - WPI	-0.13%	0.39%	(52) bps
Inflation - CPI	2.10%	2.82%	(72) bps

India GDP	Q3FY25	Q2FY25	Var(%)
Growth	7.38%	6.40%	98 bps

Monetary Policy	Current	Previous	Change
Repo Rate	5.50%	6.00%	(50) bps
Reverse Repo Rate	3.35%	3.35%	0 bps
CRR	4.00%	4.00%	0 bps
O/S Banking System Liquidity (Rs bn)	4265	4264	1.4

IIP Growth %	Jun-25	Jun-24	Apr-Feb
IIP	1.5	4.9	3.3
Capital Goods	3.5	3.6	7.9
Mining	3.9	3.5	3.8
Manufacturing	-2.6	8.6	2.1
Electricity	-8.7	10.3	0.4

**ADR Price Movement**

Company	Price (US\$)	Volume	Previous Day Price	Volume	Variance (%)	No. of Share Per ADR	ADR Price (Rs.)	BSE Price	Variance (%)
Infosys Tech	16.48	18306007	16.41	20078427	0.43%	1	1444.70	1480.50	-2.4%
Wipro	2.67	12843569	2.68	6334525	-0.37%	1	234.06	246.05	-4.9%
Dr.Reddy's	13.79	1940716	13.94	1304220	-1.08%	1	1208.88	1225.00	-1.3%
ICICI Bank	33.19	5376167	33.64	2381590	-1.34%	2	1454.78	1463.20	-0.6%
HDFC Bank	76.48	1734131	76.98	861199	-0.65%	3	2234.84	1992.00	12.2%

**GDR's (US\$)**

	Prices	Prev. Close	Change	Var %
L&T	41.00	40.80	0.2	0.5%
RIL	63.70	63.50	0.2	0.3%
SBI	90.90	91.10	(0.2)	-0.2%

US Economy Data	Current	Previous
Inflation (%) (YoY)	2.70%	2.40%
Unemployment (%)	4.20%	4.10%

Interest Rate (%)	Current	Previous
Fed Rate	4.50%	4.50%

US GDP	Q2CY25	Q1CY25
Growth (QoQ Annualized)	3.00%	-0.50%

China Economy Data	Current	Previous
GDP	5.20%	5.40%
Inflation – CPI (%)	0.10%	-0.10%

**Economic Calendar**

	Date
Indian GDP Data	29 Aug
Indian Inflation Data CPI	12 Aug
Indian Inflation Data WPI	14 Aug
Indian Monetary Policy	06 Aug
India's Industrial Production (IIP)	28 Aug
US Inflation Data	12 Aug
US GDP	28 Aug
US Unemployment Data	05 Sep
US Fed Rate	17 Sep
China GDP	20 Oct
China Inflation Data	09 Aug



Event Update		
Name	Date	Purpose
Aayush Wellness Ltd.	05/08/25	Rs.0.0250 per share(2.5%)Interim Dividend
Alembic Ltd.	05/08/25	Rs.2.40 per share(120%)Final Dividend
Automotive Axles Ltd.	05/08/25	Rs.30.50 per share(305%)Final Dividend
Benares Hotels Ltd.	05/08/25	Rs.25.00 per share(250%)Final Dividend
Berger Paints India Ltd.	05/08/25	Rs.3.80 per share(380%)Dividend
Century Enka Ltd.	05/08/25	Rs.10.00 per share(100%)Final Dividend
Chambal Fertilisers and Chemicals Ltd.	05/08/25	Rs.5.00 per share(50%)Final Dividend
DCM Shriram Ltd.	05/08/25	Rs.3.40 per share(170%)Final Dividend
Indag Rubber Ltd.	05/08/25	Rs.1.50 per share(75%)Final Dividend
Indef Manufacturing Ltd.	05/08/25	Rs.2.00 per share(200%)Final Dividend
Ipca Laboratories Ltd.	05/08/25	Rs.2.00 per share(200%)Final Dividend
Jay Shree Tea & Industries Ltd.	05/08/25	Rs.0.50 per share(10%)Final Dividend
JG Chemicals Ltd.	05/08/25	Rs.1.00 per share(10%)Final Dividend
Prima Plastics Ltd.	05/08/25	Rs.2.00 per share(20%)Final Dividend
Share India Securities Ltd.	05/08/25	Rs.0.30per share(15%)First Interim Dividend
Shreyans Industries Ltd.	05/08/25	Rs.2.00 per share(20%)Special Dividend
The Grob Tea Company Ltd.	05/08/25	Dividend
Tips Music Ltd.	05/08/25	Rs.4.00 per share(400%)First Interim Dividend
VA Tech Wabag Ltd.	05/08/25	Rs.4.00 per share(200%)Final Dividend
ADF Foods Ltd.	06/08/25	Rs.0.60 per share(30%)Final Dividend
AVT Natural Products Ltd.	06/08/25	Rs.0.40 per share(40%)Final Dividend
Blue Dart Express Ltd.	06/08/25	Rs.25.00 per share(250%)Final Dividend
Bombay Dyeing And Manufacturing Company Ltd.	06/08/25	Rs.1.20 per share(60%)Final Dividend
DMR Hydroengineering & Infrastructures Ltd.	06/08/25	Rs.0.13 per share(1.3%)Final Dividend
Fermenta Biotech Ltd.	06/08/25	Rs.2.50 per share(50%)Final Dividend
Grauer & Weil (India) Ltd.	06/08/25	Rs.0.50 per share(50%)Final Dividend
Hester Biosciences Ltd.	06/08/25	Rs.7.00 per share(70%)Final Dividend
Kirloskar Industries Ltd.	06/08/25	Rs.13.00 per share(130%)Final Dividend
Kriti Nutrients Ltd.	06/08/25	Rs.0.30 per share(30%)Final Dividend
Mercury Laboratories Ltd.	06/08/25	Rs.3.50 per share(35%)Final Dividend
Phoenix Overseas Ltd.	06/08/25	Dividend
Rajratan Global Wire Ltd.	06/08/25	Rs.2.00 per share(100%)Final Dividend
Ramco Industries Ltd.	06/08/25	Rs.1.00 per share(100%)Final Dividend
The Anup Engineering Ltd.	06/08/25	Rs.17.00 per share(170%)Final Dividend
The Ramco Cements Ltd.	06/08/25	Rs.2.00 per share(200%)Final Dividend
Avanti Feeds Ltd.	07/08/25	Rs.9.00 per share(900%)Final Dividend
Bayer CropScience Ltd.	07/08/25	Rs.35.00 per share(350%)Final Dividend
CCL Products (India) Ltd.	07/08/25	Rs.5.00 per share(250%)Final Dividend
Central Depository Services (India) Ltd.	07/08/25	Dividend
Chembond Chemicals Ltd.	07/08/25	Rs.1.25 per share(25%)Final Dividend
Dhunseri Investments Ltd.	07/08/25	Rs.3.00 per share(30%)Final Dividend
Disa India Ltd.	07/08/25	Rs.100.00 per share(1000%)Final Dividend
Esab India Ltd.	07/08/25	Rs.42.00 per share(420%)Final Dividend
La Opala RG Ltd.	07/08/25	Rs.7.50 per share(375%)Final Dividend
Linde India Ltd.	07/08/25	Rs.12.00 per share(120%)Final Dividend
Lumax Auto Technologies Ltd.	07/08/25	Rs.5.50 per share(275%)Final Dividend
Lumax Industries Ltd.	07/08/25	Rs.35.00 per share(350%)Final Dividend
Mysore Petro Chemicals Ltd.	07/08/25	Rs.2.00 per share(20%)Final Dividend
Naga Dhunseri Group Ltd.	07/08/25	Dividend
Nava Ltd.	07/08/25	Rs.6.00 per share(600%)Final Dividend
PI Industries Ltd.	07/08/25	Rs.10.00 per share(1000%)Final Dividend
Sharda Cropchem Ltd.	07/08/25	Rs.6.00 per share(60%)Final Dividend
Symphony Ltd.	07/08/25	First Interim Dividend
Aaron Industries Ltd.	08/08/25	Dividend
Alkem Laboratories Ltd.	08/08/25	Rs.8.00 per share(400%)Final Dividend
Ceat Ltd.	08/08/25	Rs.30.00 per share(300%)Final Dividend
Computer Age Management Services Ltd.	08/08/25	Rs.11.00 per share(110%)Interim Dividend
Flair Writing Industries Ltd.	08/08/25	Rs.1.00 per share(20%)Final Dividend
Gujarat Containers Ltd.	08/08/25	Rs.1.50 per share(15%)Final Dividend

## Bulk Deal As On 04/08/25

BSE

Security Code	Security Name	Client Name	Deal	Quantity	Price
544422	ABRFL	KAPIL AGGARWAL	B	27600	99.8
526443	AEIM	CHITERLEKHA	S	100000	89.06
524516	BACPHAR	PASHUPATI CAPITAL SERVICE PVT LTD	B	100000	35.71
524516	BACPHAR	YOGESH PRASANLAL DAGLI	S	80000	35.71
539175	BLUEGOD	KAUSHAL HITESHBHAI PARIKH	S	300000	24.35
539175	BLUEGOD	KAUSHAL HITESHBHAI PARIKH	B	139630	24.35
526473	ELEFLOR	RAMESH LAL	S	387458	9.58
526473	ELEFLOR	RAMESH LAL	B	158992	9.57
539449	IGCIL	GREEN PEAKS ENTERPRISES LLP	S	624775	4.04
539449	IGCIL	GREEN PEAKS ENTERPRISES LLP	B	642340	4.07
539449	IGCIL	PREMLATA BHANSALI	B	300000	4.07
539449	IGCIL	SHARE INDIA SECURITIES LIMITED	S	150000	4.06
539449	IGCIL	SHARE INDIA SECURITIES LIMITED	B	300000	4.07
539449	IGCIL	VARDIP GLOBSTRAT TRADING PRIVATE LIMITED	S	1260593	4.07
524614	INDXTRA	AMBASSADOR INTRA HOLDINGS LTD.	S	686971	4.69
530163	KERALAYUR	KATRA PHYTOCHEM (INDIA) PRIVATE LIMITED	S	200000	500.41
537707	LADDU	SHAILESH DHAMELIYA	S	1000000	3.64
537707	LADDU	SHAILESH DHAMELIYA	B	1000000	3.64
537707	LADDU	VICKY RAJESH JHAVERI	S	1811527	3.64
501343	MOTOGENFIN	IRAGE BROKING SERVICES LLP	S	158787	27.93
501343	MOTOGENFIN	IRAGE BROKING SERVICES LLP	B	201946	28.09
501343	MOTOGENFIN	RIMPY MITTAL	S	249883	28.03
501343	MOTOGENFIN	RIMPY MITTAL	B	249883	27.93
544453	MSECL	NEO APEX VENTURE LLP	S	60000	326.33
544453	MSECL	NEO APEX VENTURE LLP	B	122400	326
544453	MSECL	VENTUREX FUND I	B	75000	326
543207	NATURAL	BANU SHAKEELA	S	160000	11.82
543207	NATURAL	HEMA JAYPRAKASH BHAVSAR	S	201500	10.95
543207	NATURAL	HETAL ARUNKUMAR PRAJAPATI	B	331907	12.41
531395	PADAMCO	MANJULA HIRJI GADA	S	654000	7.81
539143	PANTH	TALIB ZAFAR	S	130952	9.55
544460	PATELCHEM	NEO APEX VENTURE LLP	S	203200	99.28
544460	PATELCHEM	VENTUREX FUND I	B	224000	99.28
530361	PRABHHANS	SAJJAN KUMAR PATWARI	B	63623	77.82
530361	PRABHHANS	SATNAM SINGH	S	75000	77.85
540544	PSPPROJECT	ADANI INFRA (INDIA) LIMITED	B	8655045	640
540544	PSPPROJECT	PRAHALADBHAI SHIVRAMBHAI PATEL	S	9100000	640.01
541601	RAJNISH	DEALMONEY COMMODITIES PRIVATE LIMITED	B	4363508	0.99
537254	RCIIND	BON LON SECURITIES LTD	S	90000	6.42
539561	REMLIFE	RANDEEP SINGH	S	7087125	1.29
544463	REPONO	AMRAPALI CAPITAL AND FINANCE SERVICES LIMITED	B	132000	89.99
544463	REPONO	CHANAKYA OPPORTUNITIES FUND I	B	199200	89.99
544463	REPONO	STCI PRIMARY DEALER LIMITED	S	63600	89.99
544391	RETAGGIO	GALANI JASMIN	S	78000	24
524546	SATAGRI	ADITYA FINCOM PRIVATE LIMITED	S	20500	39.01
524546	SATAGRI	MANOJ KUMAR KANDA	B	15000	39.1
538875	SELLWIN	DHANJIT REAL TRADE LLP	S	1950000	7.74
538875	SELLWIN	NEO APEX VENTURE LLP	B	2500000	7.59
538875	SELLWIN	SETU SECURITIES PRIVATE LIMITED	B	1200000	7.7

532217	SIELFNS	SUDHANSHU KANDA	B	85000	15.23
526827	SPICEISLIN	ZENAB AIYUB YACOOBALI	B	21588	51.84
544452	SWASTIKAAL	DEVI TRADERS LLP	S	150000	83.21
544452	SWASTIKAAL	DEVI TRADERS LLP	B	14000	77.14
544452	SWASTIKAAL	FORTUNE HANDS GROWTH FUND SCHEME I	B	164000	83
544452	SWASTIKAAL	ISHAAN TRADEFIN LLP	S	76000	77.4
511447	SYLPH	MANJULA HIRJI GADA	B	5050000	0.96
511447	SYLPH	NEO APEX VENTURE LLP	S	5000000	0.94
543310	TIMESGREEN	ANUPAM HARSHAD VASSA	B	76000	81.5
543310	TIMESGREEN	HARSHA RAJESHBHAI JHAVERI	S	76000	81.5
539798	UMIYA	PANKAJ GUPTA	S	68000	34.1
544464	UML	ASCENT WEALTH	B	336000	69.04
544464	UML	CAIFU INVESTMENT ADVISORY LLP	B	302000	69
544464	UML	CHINTAN JITENDRABHAI SHAH	S	156000	69
544464	UML	COMELY ELECTRICAL PRIVATE LIMITED	B	492000	69
544464	UML	MORNING VINIMAY PRIVATE LIMITED	B	150000	69
544464	UML	PRITIKAMLESHGANDHI	B	94000	69
544464	UML	SAPPERS INFRA REALTORS PRIVATE LIMITED	B	216000	69
544464	UML	SHRENI SHARES LTD	B	150000	69
544464	UML	VIKRAMKUMAR DEVICHAND JAIN	S	138000	69
538610	UNISON	GITABEN MANISHKUMAR PAWAR	S	200000	25.06
538610	UNISON	NATVARSINH TAKHUJI CHAVDA	B	200000	25.05
531337	WINPRO	PROFIN CAPITAL SERVICES LIMITED	B	1120000	2.78
503641	ZODIACVEN	ZYANA STOCKS AND COMMODITIES	S	228855	9.58
538610	UNISON	GITABEN MANISHKUMAR PAWAR	S	200000	25.06
538610	UNISON	NATVARSINH TAKHUJI CHAVDA	B	200000	25.05
531337	WINPRO	PROFIN CAPITAL SERVICES LIMITED	B	1120000	2.78
503641	ZODIACVEN	ZYANA STOCKS AND COMMODITIES	S	228855	9.58

NSE					
Security Code	Security Name	Client Name	Deal	Quantity	Price
AISL	ANI Integrated Serv Ltd.	MAVERICK COMMODITY BROKERS PRIAVTE LIMITED	SELL	63600	91.58
GATECHDVR	GACM Technologies Limited	VENKATA TIRUPATI RAO JONNA	SELL	5372199	0.5
MCON	Mcon Rasayan India Ltd	DEVENDRA AGARWAL	BUY	38000	81.71
ORTINGLOBE	ORTIN GLOBAL LIMITED	PRABHA RAMESHKUMAR GUPTA	SELL	50000	16.38
PSPPROJECT	PSP Projects Limited	PRAHALADBHAI SHIVRAMBHAI PATEL	SELL	600000	625
SADHNANIQ	Sadhana Nitrochem Limited	ANKITA VISHAL SHAH	BUY	1983079	6.8
SUNREST	Sunrest Lifescience Ltd	AMITBHAI SHAMBHULAL THAKKAR	SELL	56000	52
SUNREST	Sunrest Lifescience Ltd	BHAGYESH KIRITBHAI PAREKH	SELL	43200	52.01
SUNREST	Sunrest Lifescience Ltd	RIKHAV SECURITIES LIMITED	BUY	72000	52
VALIANT-RE	Valiant Laboratories Ltd	MARWADI SHARES AND FINANCE LTD.	BUY	68750	10.8
VALIANT-RE	Valiant Laboratories Ltd	NECTA BLOOM VCC - NECTA BLOOM ONE	SELL	68750	10.8
VCL	Vaxtex Cofab Limited	VAXFAB ENTERPRISES LIMITED	SELL	1079445	1.27
YATHARTH	Yatharth Hosp & Tra C S L	PURNARTHA INVESTMENT ADVISERS PRIVATE LIMITED	BUY	578578	649.9

#### Disclosure:

Research Reports that are published by Nirmal Bang Securities Private Limited (hereinafter referred to as "NBSPL") are for private circulation only. NBSPL is a registered Research Analyst under SEBI (Research Analyst) Regulations, 2014 having Registration no. INH000001766. NBSPL is also a registered Stock Broker with National Stock Exchange of India Limited, BSE Limited, Metropolitan Stock Exchange of India Limited, Multi Commodity Exchange of India Limited and , National Commodity and Derivative Exchange Limited in Capital Market , Equity and Commodities derivatives segments and Currency Derivatives Segment .

NBSPL has other business divisions with independent research teams separated by Chinese walls, and therefore may, at times, have different or contrary views on stocks and markets.

NBSPL or its associates have not been debarred / suspended by SEBI or any other regulatory authority for accessing / dealing in securities Market since last 20 years. NBSPL, its associates or analyst or his relatives do not hold any financial interest (Except Investment) in the subject company. NBSPL or its associates or Analyst do not have any conflict or material conflict of interest at the time of publication of the research report with the subject company. NBSPL or its associates or Analyst or his relatives may or may not hold beneficial ownership of 1% or more in the subject company at the end of the month immediately preceding the date of publication of this research report.

NBSPL or its associates / analyst has not received any compensation / managed or co-managed public offering of securities of the company covered by Analyst during the past twelve months. NBSPL or its associates have not received any compensation or other benefits from the company covered by Analyst or third party in connection with the research report. Analyst has not served as an officer, director or employee of Subject Company. NBSPL / analyst has not been engaged in market making activity of the subject company.

**Analyst Certification:** The research analysts and authors of these reports, hereby certify that the views expressed in this research report accurately reflects my/our personal views about the subject securities, issuers, products, sectors or industries. It is also certified that no part of the compensation of the analyst(s) was, is, or will be directly or indirectly related to the inclusion of specific recommendations or views in this research. The analyst(s) principally responsible for the preparation of this research report and has taken reasonable care to achieve and maintain independence and objectivity in making any recommendations.



## Disclaimer:

The Research Report is for the personal information of the authorized recipient and does not construe to be any investment, legal or taxation advice. NBSPL is not soliciting any action based upon it. Nothing in the research report shall be construed as a solicitation to buy or sell any security or product, or to engage in or refrain from engaging in any such transaction. In preparing the research report, we did not take into account the investment objectives, financial situation and particular needs of the reader.

The research report has been prepared for the general use of the clients of NBSPL and must not be copied, either in whole or in part, or distributed or redistributed to any other person in any form. If you are not the intended recipient you must not use or disclose the information in the research report in any way. Though disseminated to all the customers simultaneously, not all customers may receive the research report at the same time. NBSPL will not treat recipients as customers by virtue of their receiving the research report. The research report is not directed or intended for distribution to or use by any person or entity resident in a state, country or any jurisdiction, where such distribution, publication, availability or use would be contrary to law, regulation or which would subject NBSPL & its group companies to registration or licensing requirements within such jurisdictions.

The report is based on the information obtained from sources believed to be reliable, but we do not make any representation or warranty that it is accurate, complete or up-to-date and it should not be relied upon as such. We accept no obligation to correct or update the information or opinions in it. NBSPL or any of its affiliates or employees shall not be in any way responsible for any loss or damage that may arise to any person from any inadvertent error in the information contained in the research report. NBSPL or any of its affiliates or employees do not provide, at any time, any express or implied warranty of any kind, regarding any matter pertaining to this report, including without limitation the implied warranties of merchantability, fitness for a particular purpose, and non-infringement. The recipients of the research report should rely on their own investigations.

This information is subject to change without any prior notice. NBSPL reserves its absolute discretion and right to make or refrain from making modifications and alterations to this statement from time to time. Nevertheless, NBSPL is committed to providing independent and transparent recommendations to its clients, and would be happy to provide information in response to specific client queries.

Before making an investment decision on the basis of research report, the reader needs to consider, with or without the assistance of an adviser, whether the advice is appropriate in light of their particular investment needs, objectives and financial circumstances. There are risks involved in securities trading. The price of securities can and does fluctuate, and an individual security may even become valueless. International investors are reminded of the additional risks inherent in international investments, such as currency fluctuations and international stock market or economic conditions, which may adversely affect the value of the investment. Opinions expressed are subject to change without any notice. Neither the company nor the director or the employees of NBSPL accept any liability whatsoever for any direct, indirect, consequential or other loss arising from any use of the research report and/or further communication in relation to the research report. Here it may be noted that neither NBSPL, nor its directors, employees, agents or representatives shall be liable for any damages whether direct or indirect, incidental, special or consequential including lost revenue or lost profit that may arise from or in connection with the use of the information contained in the research report.

Copyright of this document vests exclusively with NBSPL.

Our reports are also available on our website

Registration granted by SEBI and certification from NISM in no way guarantee performance of NBSPL or provide any assurance of returns to investors.

### **Nirmal Bang Research (Division of Nirmal Bang Securities Pvt. Ltd.)**

B-2, 301/302, Marathon Innova,  
Opp. Peninsula Corporate Park  
Off. Ganpatrao Kadam Marg  
Lower Parel(W), Mumbai-400013  
Board No. : 91 22 6723 8000/8001  
Fax. : 022 6723 8010